

Corporate Parenting Panel AGENDA

DATE: Tuesday 12 January 2010

TIME: 6.00 pm

VENUE: Committee Room 6,
Harrow Civic Centre

MEMBERSHIP (Quorum 3)

Chairman: **Councillor Janet Mote**

Councillors:

Husain Akhtar	Mrs Margaret Davine
Miss Christine Bednell (VC)	Mitzi Green
Mrs Myra Michael	

Reserve Members:

- | | |
|---------------------|-------------|
| 1. Mrs Vina Mithani | 1. B E Gate |
| 2. Julia Merison | 2. Raj Ray |
| 3. John Nickolay | |
| 4. Mark Versallion | |

Contact: **Lysandra Dwyer, Acting Senior Democratic Services Officer**
Tel: 020 8424 1264 E-mail: lysandra.dwyer@harrow.gov.uk

AGENDA - PART I

1. ATTENDANCE BY RESERVE MEMBERS

To note the attendance at this meeting of any duly appointed Reserve Members.

Reserve Members may attend meetings:-

- (i) to take the place of an ordinary Member for whom they are a reserve;
- (ii) where the ordinary Member will be absent for the whole of the meeting; and
- (iii) the meeting notes at the start of the meeting at the item 'Reserves' that the Reserve Member is or will be attending as a reserve;
- (iv) if a Reserve Member whose intention to attend has been noted arrives after the commencement of the meeting, then that Reserve Member can only act as a Member from the start of the next item of business on the agenda after his/her arrival.

2. DECLARATIONS OF INTEREST

To receive declarations of personal or prejudicial interests, arising from business to be transacted at this meeting, from:

- (a) all Members of the Committee, Sub Committee, Panel or Forum;
- (b) all other Members present in any part of the room or chamber.

3. MINUTES (Pages 1 - 4)

That the minutes of the meeting held on 5 October 2009 be taken as read and signed as a correct record.

4. PUBLIC QUESTIONS

To receive questions (if any) from local residents or organisations under the provisions of Advisory Panel and Consultative Forum Procedure Rule 16 (Part 4E of the Constitution).

5. PETITIONS

To receive petitions (if any) submitted by members of the public/Councillors under the provisions of Advisory Panel and Consultative Forum Procedure Rule 14 (Part 4E of the Constitution).

6. DEPUTATIONS

To receive deputations (if any) under the provisions of Advisory Panel and Consultative Forum Procedure Rule 15 (Part 4E of the Constitution).

7. CARE MATTERS UPDATE REPORT (Pages 5 - 12)

Report of the Corporate Director Children's Services.

8. INFORMATION REPORT - ACTIVITY AND PERFORMANCE (Pages 13 - 38)

Report of the Corporate Director Children's Services.

9. ANY OTHER URGENT BUSINESS

Which cannot otherwise be dealt with.

AGENDA - PART II - NIL

This page is intentionally left blank

CORPORATE PARENTING PANEL

5 OCTOBER 2009

Chairman: * Councillor Janet Mote

Councillors: * Husain Akhtar * Mitzi Green
* Miss Christine Bednell * Julia Merison (2)
† Mrs Margaret Davine

* Denotes Member present
(2) Denotes category of Reserve Member

PART I - RECOMMENDATIONS - NIL

PART II - MINUTES

88. **Attendance by Reserve Members:**

RESOLVED: To note the attendance at this meeting of the following duly appointed Reserve Member:-

<u>Ordinary Member</u>	<u>Reserve Member</u>
Councillor Mrs Myra Michael	Councillor Julia Merison

89. **Declarations of Interest:**

RESOLVED: To note that there were no declarations of interests made by Members in relation to the business to be transacted at this meeting.

90. **Minutes:**

RESOLVED: That the minutes of the meeting held on 14 July 2009 be taken as read and signed as a correct record.

91. **Public Questions, Petitions and Deputations:**

RESOLVED: To note that no public questions, petitions or deputations were received at this meeting under the provisions of Advisory Panel and Consultative Forum Procedure Rules 16, 14 and 15 respectively (Part 4E of the Constitution).

92. **INFORMATION REPORT - Activity & Performance:**

The Panel received an information report of the Corporate Director of Children's Services that set out the data relating to Children Looked After (CLA) and Children with Child Protection Plans (CPP), including key performance indicators for the end of August 2009. An officer advised that following a request at the July 2009 meeting of the Panel, the report also included a breakdown as at 31 August 2009 of the number of CLA aged between 10-15 years and a summary analysis of the Department for Children, Schools and Families Children in Need (CIN) Census from October 2008 to 31 March 2009.

The officer outlined the following key points:

- core assessment performance, which was one of the priority indicators in the Local Area Agreement (LAA), had fallen below target. Initial assessment performance was steadily improving, but remained below target. To address this issue, robust management action, including early warning reports had been taken to improve the situation and ensure that officers met year end targets;
- the target for CLA who had missed at least 25 days of school in each academic year was exceeded for 2008-9. Whilst finalising the position for the previous academic year, officers had identified that children with health needs and asylum seeking CLA who did not have a school place at the start of the academic year had contributed to this indicator. A dedicated Education Welfare Officer for CLA, was in post and had been monitoring and acting on absence in the 2009-10 academic year. Every relevant CLA was being individually monitored and supported to effect transition back to education as soon as possible;

- a report on 10-15 year old Children Looked After, who make up 44% of the total was presented. A high proportion of children in this cohort were often challenging placements or had complex presenting needs;
- in the Children in Need census it was not possible to provide complete information about the ethnicity of children referred to the service or requiring social care. Officers would seek to improve efforts in this area;

In response to questions raised by the Panel, officers advised that:

- the number of children placed out of the borough had increased significantly but most are in neighbouring boroughs. This increase was due to placement availability;
- Harrow had an improved performance level of CLA and CPP outcomes when compared to other London boroughs;
- it was often difficult to place teenagers with specific needs or challenging behaviour in foster care. If a child's behaviour was disruptive to the foster care environment, placing a child in residential care did not necessarily change the outcome. An increase in foster carers employed and trained by Harrow Council would provide better value for money and address the challenge of placing an older child into Local Authority care. By using models of excellent practice from other local authorities, officers were developing a wraparound service that sought to provide adequate support to carers and the child placed in their care and avoid a move into residential care;
- there had been a significant increase in referral rates. In addition there had been a 40% increase in the number of referrals proceeding to Child Protection Conferences;
- teams of social workers were almost fully staffed by permanent employees. Managers had been working with limited resources but had, nevertheless expressed an interest in the Children's Workforce and Development Council recruitment programme in order to increase the number of social workers employed by the Service.

The Panel having requested that a number of reports be presented to the meeting.

RESOLVED: That (1) the report be noted;

(2) comparative information on CLA and CPP outcomes be provided at the next meeting;

(3) officers would provide an update on the support provided to foster carers and the service provided to teenagers at the next Panel meeting on 12 January 2010;

(4) figures on the GCSE results of CLA by Harrow would be provided at the next meeting.

93. **Chairman's Announcements:**

Participation in the Pledge and the Role of Children in Care Council

The Chairman asked for an update on the progress of the London Pledge and the Children in Care Council reported at the last Panel meeting. An officer reported:

- a postal survey of Children Looked After (CLA) placed outside of the borough had been conducted and that officers had received six responses;
- a consultation event commissioned by the Care Matters Partnership had been attended by a variety of children who were being or had been cared for by Harrow Council;
- following the launch of Participation and Voices by the Care Matters Partnership in January 2009, CLA would meet with Members in November or

early December 2009 with a view to allowing Members to ascertain the needs of CLA and establish terms of reference of further meetings and to implement the London pledge.

Following comments by the Panel, officers agreed to present proposals for Care Matters at the next meeting, in addition to a report on the partnership with Coram following the National Initiative Conference.

RESOLVED: That (1) the report be noted;

(2) reports on the proposals for care matters, and the Council's partnership with Coram be presented to the 12 January 2009 meeting of the Panel.

(Note: The meeting having commenced at 6.04 pm, closed at 7.05 pm)

(Signed) COUNCILLOR JANET MOTE
Chairman

APPENDIX 1**Officers in
attendance:**

Adeline Abraham

Youth Participation Officer

Gail Hancock

Head of Service -
Safeguarding & Family
Support

David Harrington

Service Manager –
Performance Management

Andreas Kyriakou

Senior Coordinator, Practice
and Performance - Children
Looked After

REPORT FOR: Corporate Parenting
Panel

Date:	12 th January 2010
Subject:	“Care Matters” Up-date Report
Key Decision:	No
Responsible Officer:	Paul Clark, Corporate Director Children’s Services
Portfolio Holder:	Councillor Christine Bednell, Portfolio Holder for Children’s Services
Exempt:	No
Decision subject to Call-in:	No
Enclosures:	None

Section 1 – Summary and Recommendations

Summary:

This report sets out the up-dated position regarding the progress of the “Care Matters” agenda in Children’s Services which aims to improve life chances and outcomes for children looked after.

Recommendations:

The Panel is asked to consider the detail of the up-date report, provide appropriate feed back and challenge about progress to date and consider future priorities and arrangements, particularly in respect of funding for 2011 and beyond.

Reason:

The current Corporate and statutory responsibilities identify children looked after as a priority group within our local community. In order to tackle the inequalities between CLA and their peers, targeted initiatives, particularly in relation to education and health inequalities, will remain a key focus for the future care of CLA.

Section 2 – Report

Background

The “Care Matters” (2007) agenda aimed to improve life chances and outcomes for CLA by tackling inequalities, especially in relation to education and health. Locally the “Care Matters” programme that was introduced in 2008 – 2009 focussed primarily, but not exclusively, on educational attainment and achievement. The programme has been overseen by the multi-agency CLA Life Chances Forum which has taken operational responsibility for leading and developing a range of initiatives.

Current situation

The current situation remains in line with the original “Care Matters” plan proposed by the CLA Life Chances Forum and agreed with the Corporate Parenting Panel in 2008 - 2009. The up-dated details are as follows;

Personal Education Plan Co-ordinator

A permanent full time PEP Co-ordinator is in post and the salary is fully met by “Care Matters” funding. The PEP Co-ordinator plays a pivotal role in establishing consistently good practice in relation to the chairing and co-ordination of initial PEPs and the quality assurance of on-going PEP arrangements.

As of September 2009 at the start of the new 2009 – 2010 academic year, there were 76 CLA of statutory school age. Of these 76 CLA there were 23 CLA with Statements of Special Educational Need. In addition, 62 CLA of statutory school age were placed with foster carers and eligible for a Personal Education Allowance.

To date the PEP Co-ordinator has:

- Chaired initial PEP meetings for CLA
- Established a system for monitoring and tracking the progress and review of PEPs

- Published a revised PEP guide
- Established an integrated process for allocating Personal Education Allowances (PEAs) as an outcome of an initial or review PEP for eligible CLA
- Developed a Pre-School PEP in consultation with Early Years, Education Psychology and a Virtual Head Teacher which will be launched in a paper version from 5th January 2010 and in an electronic version by 18th February 2010
- Adopted the Pan-London PEP following consultation with other London Local Authorities which is due for launch in an electronic format on 21st December 2009
- Consulted with other Local Authorities about adopting a Pan London PEP scorecard which is going to be launched as part of a pilot in Harrow on 16th December 2009
- Attended Virtual Head Teacher meetings

Children Looked After Education Welfare Officer

A permanent term time only CLA EWO is in post and the salary is fully met by the “Care Matters” funding. The CLA EWO plays a pivotal role in maintaining a detailed overview of any CLA who is missing school and has undertaken individual case work with CLA who have missed, or have been at risk of missing, 25+ days of school.

In October 2009 there was a total of 86 CLA of statutory school age. Of these 46 CLA attend schools in Harrow and 40 CLA attend schools in other Local Authorities. There is a total of 18 CLA whose attendance has been/is below 90% and they have received input from the CLA EWO. 5 of the 46 CLA attending Harrow schools had attendance below 90% and 13 of the 40 CLA attending schools in other Local Authorities had attendance below 90%. The majority of the CLA with attendance below 90% in this cohort, which is 14 of the 18, are in Years 9, 10 & 11.

Some of the current challenges impacting on this area of performance include CLA (including CLA with disabilities) that have missed school due to ill health, fixed term exclusions and placement break downs due to challenging behaviour.

“Welfare Call”

“Welfare Call” continues to be commissioned by the Education Welfare Service to monitor and report the daily attendance of all CLA whether they are attending schools in Harrow or elsewhere. This is an essential service to ensure accurate and up-to date tracking of all CLA of statutory school age and assists with the casework planning for all CLA who have missed, or at risk of missing 25 days or more education. “Care Matters” funding is used to commission “Welfare Call” to undertake this work each academic year.

Virtual Head Teachers

Three part time VHT’s continue to be employed to champion and promote the educational needs and aspirations of children looked after. The VHT’s support and promote the “Care Matters” initiatives with other Head Teachers and

Designated CLA Teachers. "Care Matters" funding contributes to the costs associated with the back fill arrangements for these Head Teachers.

Appropriate models for managing and developing a CLA Virtual School focussing on activity and performance data, have been explored. A decision has now been taken to provide remote access for VHT's to access the Framework-i electronic social care record which has the technical capacity to be developed and extended for this purpose. VHT's are being trained to navigate the system and it is anticipated that the VHT's will have remote access by January 2010. "Care Matters" funding has met the costs of setting up each VHT with remote access facilities.

In response to new statutory guidance for CLA Designated Teachers a CLA Designated Teacher Forum event is being planned for February 2010 with a proposal to establish regular on-going sessions. A group of professionals, including the VHT's and the PEP Co-ordinator, will be working together to host this event in order to raise awareness about the statutory requirements and develop local expertise.

Higher Education Allowances

HE Allowances have been paid to 11 care leavers in 2008 – 2009 and 4 care leavers in 2009 – 10. This is a one off payment of £2,000, as recommended by the DCSF, to support care leavers pursuing higher education.

Personal Education Allowances

PEAs, at an introductory rate of £200 per CLA of statutory school age placed with a foster carer, were provided to all eligible CLA in 2008 – 2009. In 2009 – 2010 the PEA application is determined through the PEP process and allocations of PEAs, at a rate of up to £500 (DCSF recommended rate) per CLA of statutory school age placed with a foster carer, are processed via the existing placement payment arrangements set up by the Placement Service.

The PEA is meant to be in addition to any other payment or resource that would ordinarily be made available to CLA and is designed to target and enhance learning opportunities and arrangements to improve educational outcomes for CLA.

"Letterbox" literacy & numeracy scheme

One of the VHT's has led on the implementation and co-ordination of the "Letterbox" scheme which targets younger CLA in Years 3 – 6. The scheme ran for the first time during the latter part of the 2008 – 2009 academic year and during the 2009 summer vacation period. The scheme will be repeated in the latter part of 2009 – 2010 academic year and during the 2010 summer vacation. The scheme allows for age and developmentally appropriate books and educational games and materials to be sent through the post to individual CLA. The scheme encourages CLA, with the support of their carers, to undertake home based learning that is interesting and fun. The VHT met with the Harrow Foster Care Association to advise foster carers about the benefits of the scheme for CLA. The VHT is evaluating the impact and outcome of the

previous scheme with individual CLA, their carers and teachers in preparation for the roll out of the scheme next year.

Harrow – HAVS Independent Visitor Partnership

A part time IV Co-ordinator, employed by HAVS, is in post. The partnership aims to identify suitable independent visitors for CLA, especially those that have little or no contact with their birth families and are unlikely to be returned to the care of their birth parents.

To date the IV Co-ordinator has:

- Researched other comparable IV Schemes
- Set up and established on-going publicity about the local IV Scheme
- Established clear referral & communication systems with children's social care which are supported by electronic systems using FWi
- Agreed operational standards and day to day arrangements
- Received 17 IV enquiries & pursued 15
- Successfully recruited, inducted and trained 13 IVs
- Matched 5 IV's with CLA (of these 5 - 1 is male & 4 are females, 2 are White UK, 2 are Somali & 1 Black African-Caribbean)
- A further 5 enquiries to follow up in 2010

The IV induction and training programme includes 6 mandatory sessions covering the IV role, policies and procedures, safeguarding, equality & anti-discriminatory practice, a group panel process and administrative support functions. The IV role session includes coverage of the 5 "Every Child Matters" outcomes and a focus on CLA educational opportunities and outcomes.

1:1 Tuition

As part of the Narrowing the Gap agenda CLA have been identified as a target group. All schools are expected to provide 1:1 tutors for CLA and an activity report has been requested in order to monitor and review this activity. The PEP Co-ordinator is able to discuss opportunities for 1:1 tuition as part of the PEP process with schools and consider whether any additional funding may be required via the PEA.

"Chance to Shine" Homework Club

The re-launch of this club for CLA and foster carer's birth children was unsuccessful in April 2009. Further consultation is on-going with the Harrow Foster Care Association to clarify plans for re-launching a viable homework club in 2010. An appropriately resourced venue and tutors have been identified for this purpose.

Achievement Awards

The PEP Co-ordinator and CLA EWO co-ordinated Youth Achievement Award Ceremony nominations for CLA in respect of educational attainment and achievement. Eight nominations were made and 2 CLA were short listed for

the YAA ceremony held on 18th November 2009, one for achieving 10 GCSE's and the other for improving school attendance and attitude to learning.

In addition to the above a financial award of £50 per GCSE is being given to all CLA who achieved a GCSE. "Care Matters" funding supports these payments.

There are no proposed changes to the original plan at this stage.

Financial Implications

The various initiatives detailed in the report are being funded from the 2009/10 Care Matters budget of £127,578. Based on the spend to date and the projected forecast it is expected that the projects will be delivered within this budget.

The £127,578 funding is equal to the 2008/09 allocation of Care Matters Area Based Grant (ABG). Since the Care Matters Grant was subsumed into the Area Based Grant this funding is no longer a ring fenced grant but forms part of the council base budget. Since 2008/09 any increases in the ABG are not passported onto the service.

It is anticipated that the ABG funding allocation will be extended from 2011 and beyond to ensure that targeted "Care Matters" initiatives for children looked after will be maintained and developed in the future. If this was not to be the case the Medium Term Budget Strategy in 2010 – 2011 would need to address the shortfall in provision for April 2011 onwards. Without continuation of the current funding levels the existing "Care Matters" initiatives will be threatened.

The wider resource implications relate specifically to the employment of staff and the delivery of direct services to CLA. There are a number of staff salaries that are dependent on the "Care Matters" funding, namely the CLA Education Welfare Officer, PEP Co-ordinator, Virtual Head Teachers and Independent Visitor Partnership Co-ordinator. The CLA EWO and PEP Co-ordinator are appointed on permanent Council employment contracts funded wholly by the ABG. The ABG also provides backfill for three Head Teachers to fulfil the role of the Virtual Head Teacher. A lump sum payment to HAVS enables them to employ the Independent Visitor Partnership Co-ordinator to run the IV partnership.

Risk Management Implications

Risk included on Directorate risk register? Yes

The Children's Services directorate risk register identifies children in need, including those in need of protection and children looked after, as the key user group in most need of targeted and specialist social care services.

Separate risk register in place? No

Section 3 - Statutory Officer Clearance

Name: Emma Stabler	<input checked="" type="checkbox"/>	on behalf of the* Chief Financial Officer
Date: 11.12.09.		
Name: Linda Cohen	<input checked="" type="checkbox"/>	on behalf of the* Monitoring Officer
Date: 10.12.09.		

Section 4 - Contact Details and Background Papers

Contact:

Gail Hancock, Head of Service, Safeguarding, Family Placement & Support.
Telephone contact details
0208 863 5544

Background Papers:

None

If appropriate, does the report include the following considerations?

1.	Consultation	NO
2.	Corporate Priorities	YES
	Harrow Council has a Corporate Parenting responsibility for children looked after. Harrow Council's corporate priorities explicitly aim to improve support to vulnerable people and this includes children looked after.	

This page is intentionally left blank

REPORT FOR: CORPORATE
PARENTING PANEL

Date:	12 January 2010
Subject:	INFORMATION REPORT – Activity and Performance
Key Decision:	No
Responsible Officer:	Paul Clark, Corporate Director Children’s Services
Portfolio Holder:	Councillor Christine Bednell, Portfolio Holder for Children’s Services
Exempt:	No
Decision subject to Call-in:	No
Enclosures:	CLA & CPP Activity and Performance Report

Section 1 – Summary and Recommendations

This report sets out key data relating to Children Looked After (CLA) and Children with Child Protection Plans (CPP), plus performance position for National Indicators for Children’s Social Care for the end of November 2009.

Section 2 – Report

Key Points:

- Core assessment performance is now on target.

- Initial assessment performance remains below target. Robust management action is being taken to improve the situation.
- KS2 & KS4 results attached
- Benchmarking data attached as requested.
- Our relative performance on looked after indicators is strong.
- Benchmarking shows that some of our Referral, Assessment and CPP indicators need further improvement

Options considered

Not applicable

Financial Implications

There are no financial implications arising from this report.

Risk Management Implications

There are no risk management implications arising from this report.

Risk included on Directorate risk register? No

Separate risk register in place? No

Corporate Priorities

- Improve support for vulnerable people

Section 3 - Statutory Officer Clearance

Name: Emma Stabler	<input checked="" type="checkbox"/>	on behalf of the* Chief Financial Officer
Date: 15 December 2009		

Section 4 - Contact Details and Background Papers

Contact:

David Harrington, Service Manager, Performance

020 8424 9248 david.harrington@harrow.gov.uk

Dipika Patel, Senior Performance Officer, Children's Social Care

020 8424 9258 dipika.patel@harrow.gov.uk



Corporate Parenting

January 2010

**CLA & CPP Activity
To end of November 2009**

CONTENTS

- 1) SAFETY OF VULNERABLE CHILDREN (CHILDREN LOOKED AFTER)3
- 2) CLA AGE AND GENDER BREAKDOWN4
- 3) CLA AGE AND ETHNICITY BREAKDOWN5
- 4) CLA BY ETHNICITY6
- 5) CLA BY ETHNICITY & GENDER7
- 6) CLA BY PLACEMENT TYPE8
- 7) BREAKDOWN OF CATEGORY OF NEED OF CLA.....9
- 8) CHILDREN LOOKED AFTER - OTHER DATA AS AT 31 AUGUST 2009:.....10
- 9) SAFETY OF VULNERABLE CHILDREN (CHILDREN PROTECTION PLANS).....11
- 10) CHILDREN WHO HAVE A CPP BY AGE AND GENDER12
- 11) ETHNICITY OF CHILDREN WITH A CHILD PROTECTION PLAN13
- 12) ETHNICITY & GENDER BREAKDOWN OF CHILDREN WITH A CHILD PROTECTION PLAN14
- 13) CPP BY CATEGORY OF ABUSE15
- 14) CPP CATEGORY OF ABUSE BY ETHNICITY BREAKDOWN16
- 15) DURATION OF CHILD PROTECTION PLANS.....17
- 16) NUMBERS OF CHILDREN LOOKED AFTER & CHILDREN WITH CHILD PROTECTION PLAN18
- 17) KEY PERFORMANCE INDICATORS FOR THE END OF AUGUST 200919

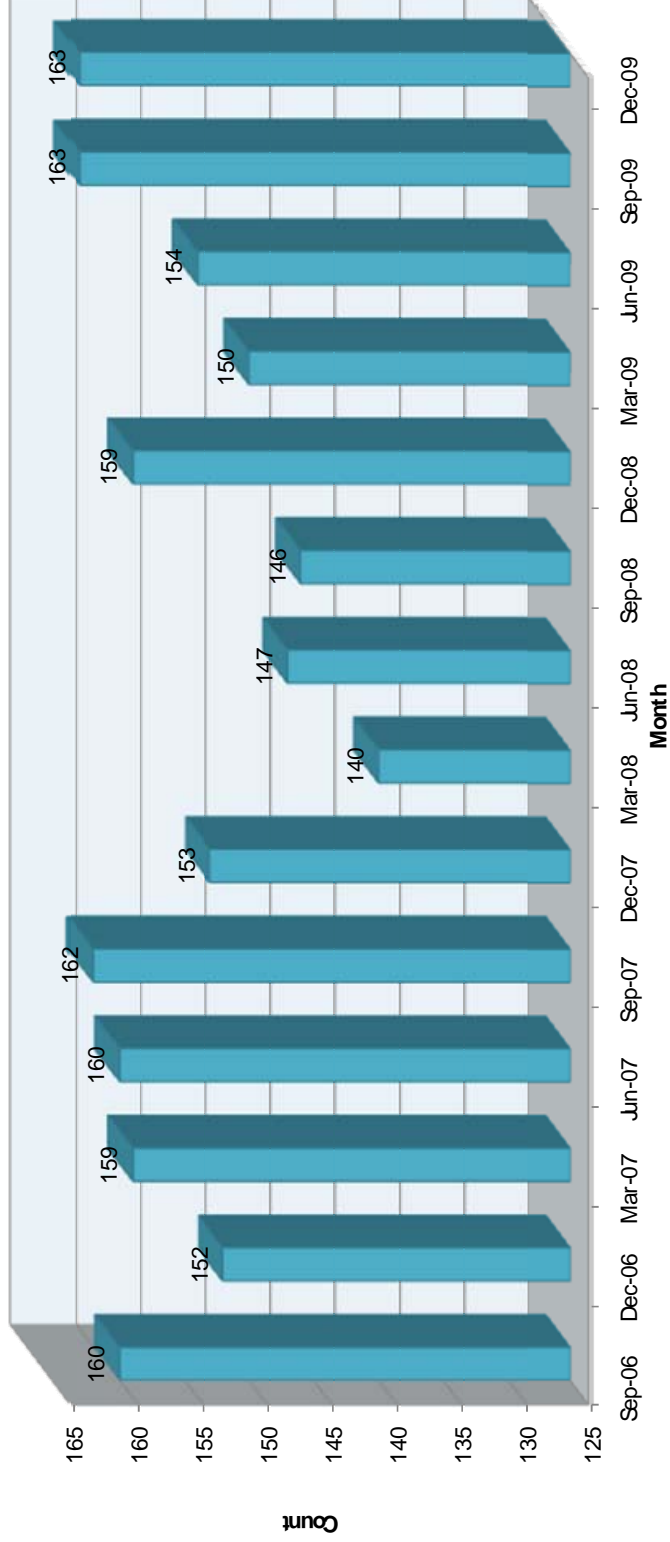
1) Safety of Vulnerable Children (Children Looked After)

There were 163 children looked after in Harrow on 30 November 2009.

The bar chart below shows the number of children looked after by quarters from 2006.

Month	No. Of CLA
Sep-06	160
Dec-06	152
Mar-07	159
Jun-07	160
Sep-07	162
Dec-07	153
Mar-08	140
Jun-08	147
Sep-08	146
Dec-08	159
Mar-09	150
Jun-09	154
Sep-09	163
Dec-09	163

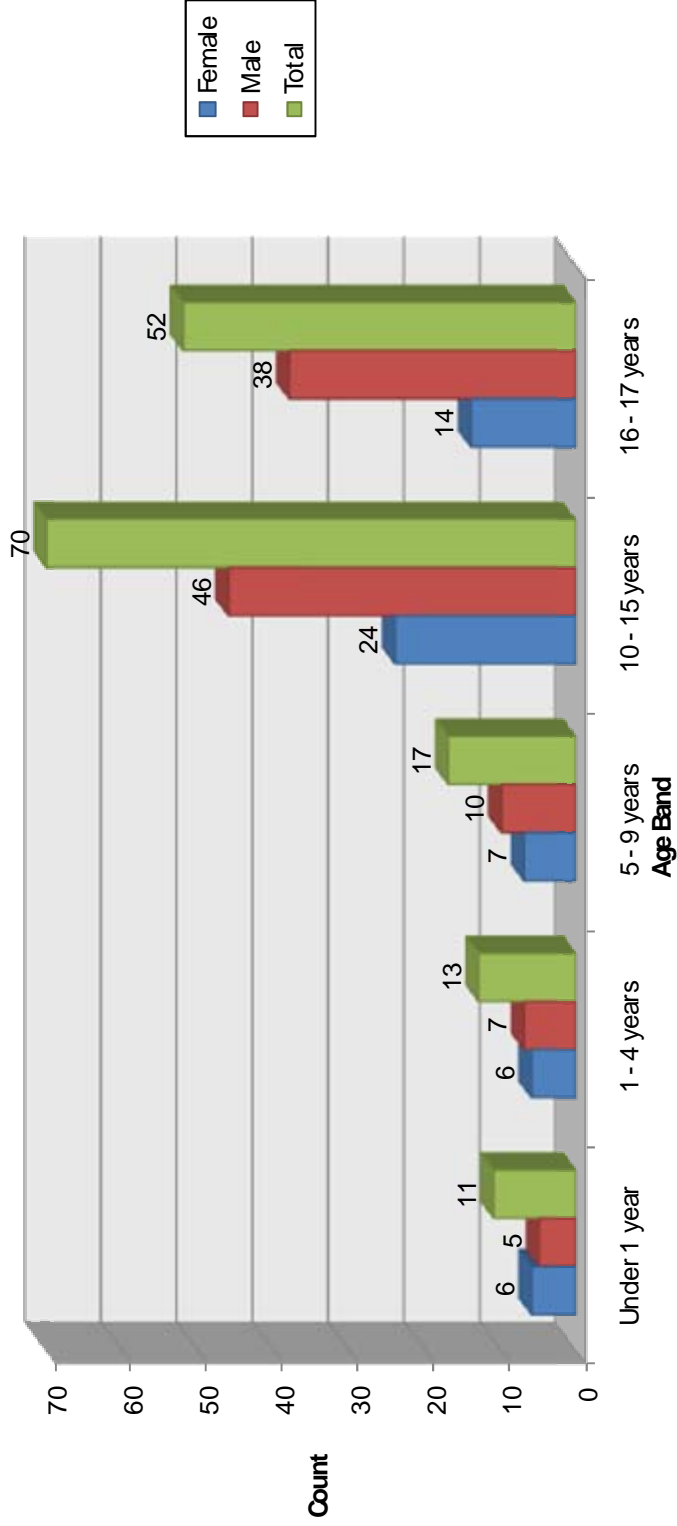
Number of Children Looked After at Quarterly Intervals



2) CLA Age and Gender Breakdown

Age	Female	Male	Total
Under 1 year	6	5	11
1 - 4 years	6	7	13
5 - 9 years	7	10	17
10 - 15 years	24	46	70
16 - 17 years	14	38	52
Total	57	106	163

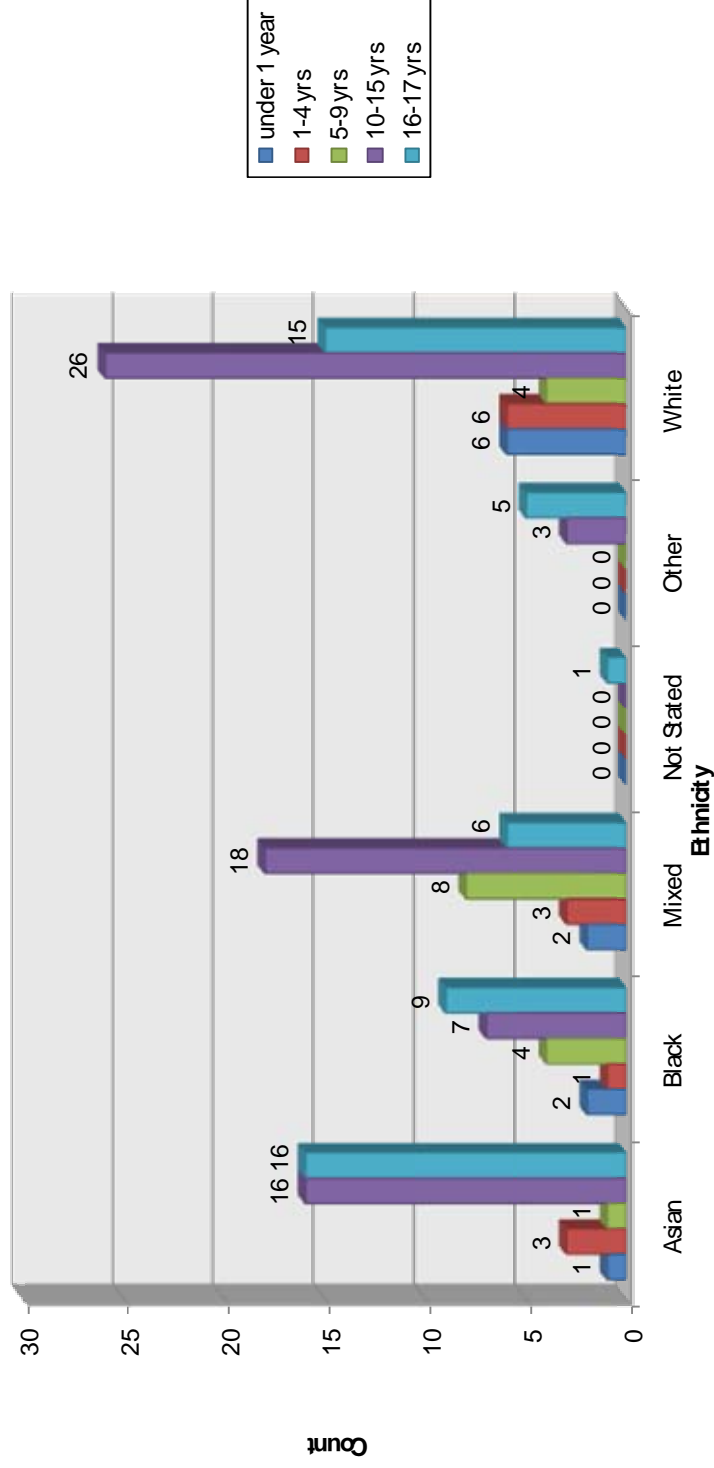
Children Looked After by Age and Gender at 30 November 2009



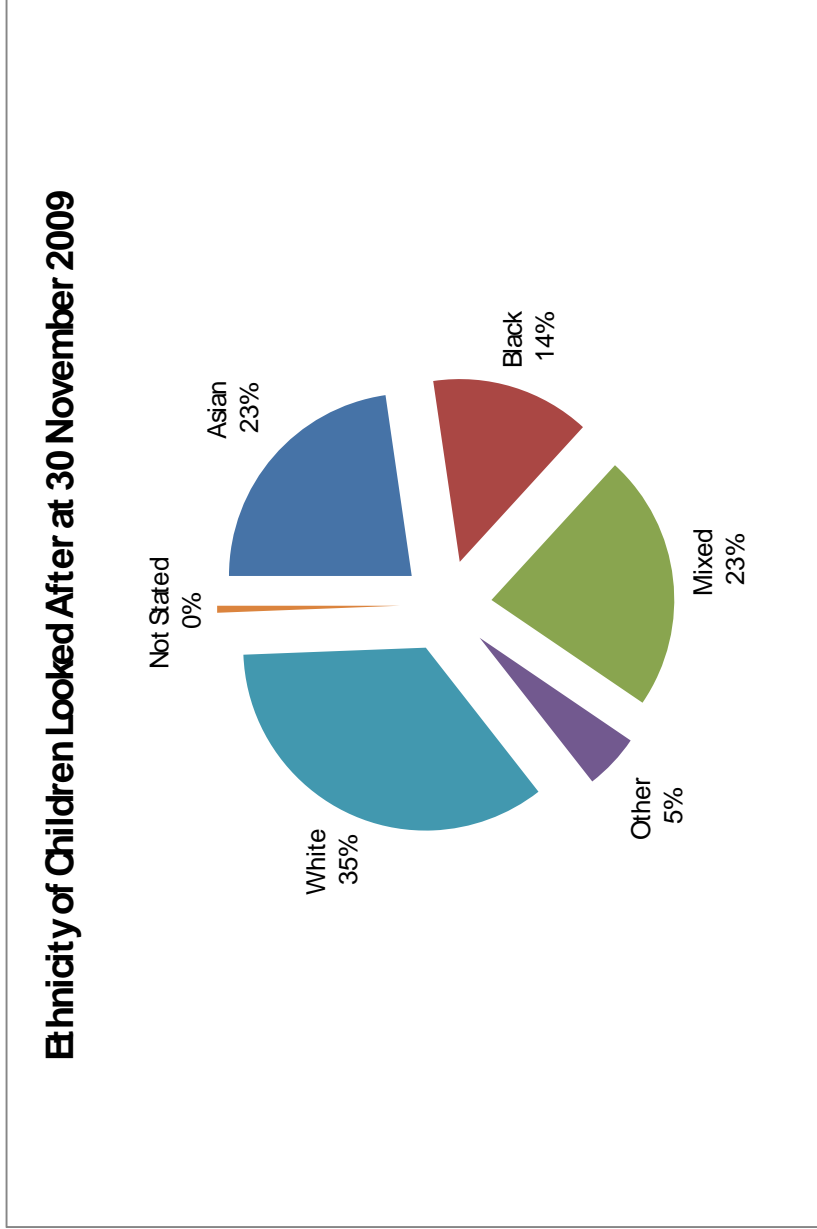
3) CLA Age and Ethnicity Breakdown

Ethnicity	under 1 year	1-4 yrs	5-9 yrs	10-15 yrs	16-17 yrs	Total
Asian	1	3	1	16	16	37
Black	2	1	4	7	9	23
Mixed	2	3	8	18	6	37
Not Stated	0	0	0	0	1	1
Other	0	0	0	3	5	8
White	6	6	4	26	15	57
Total	11	13	17	70	52	163

Children Looked After by Age and Ethnicity at 30 November 2009



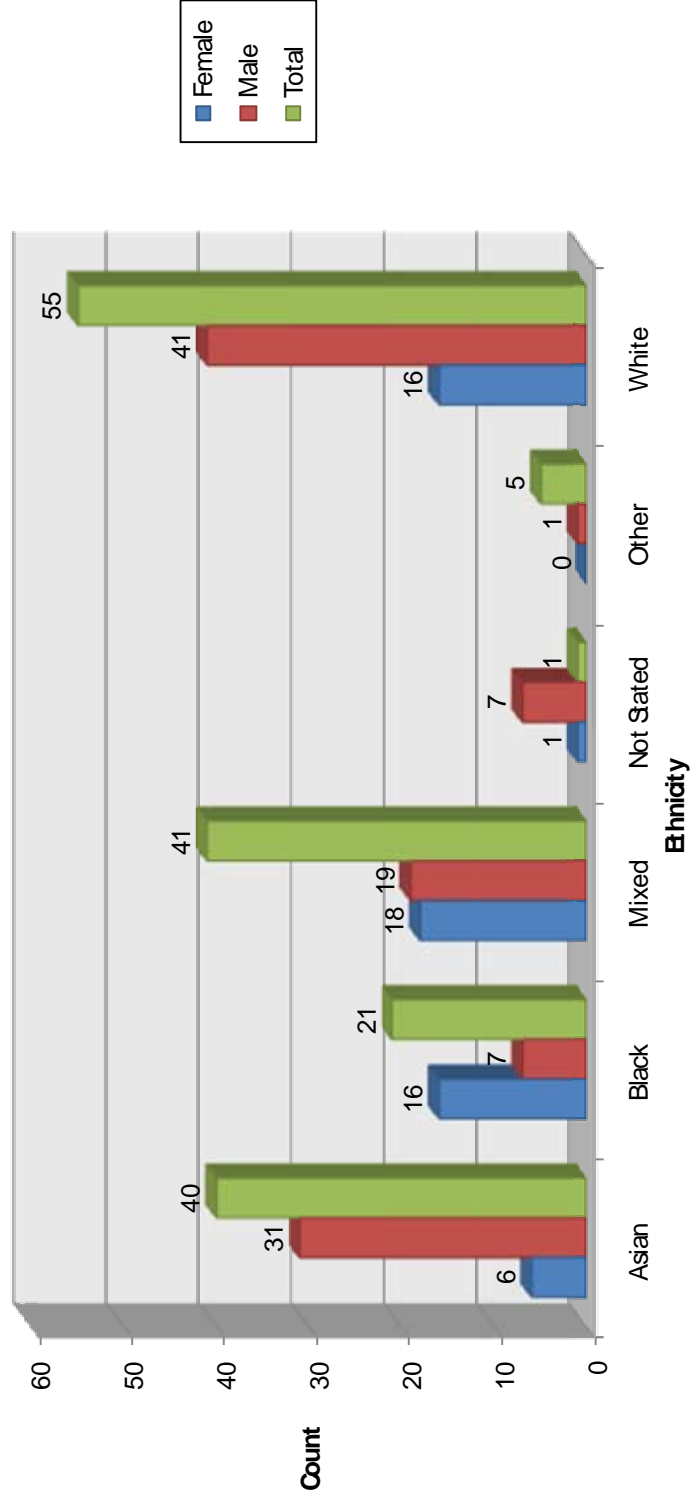
4) CLA by Ethnicity



5) CLA by Ethnicity & Gender

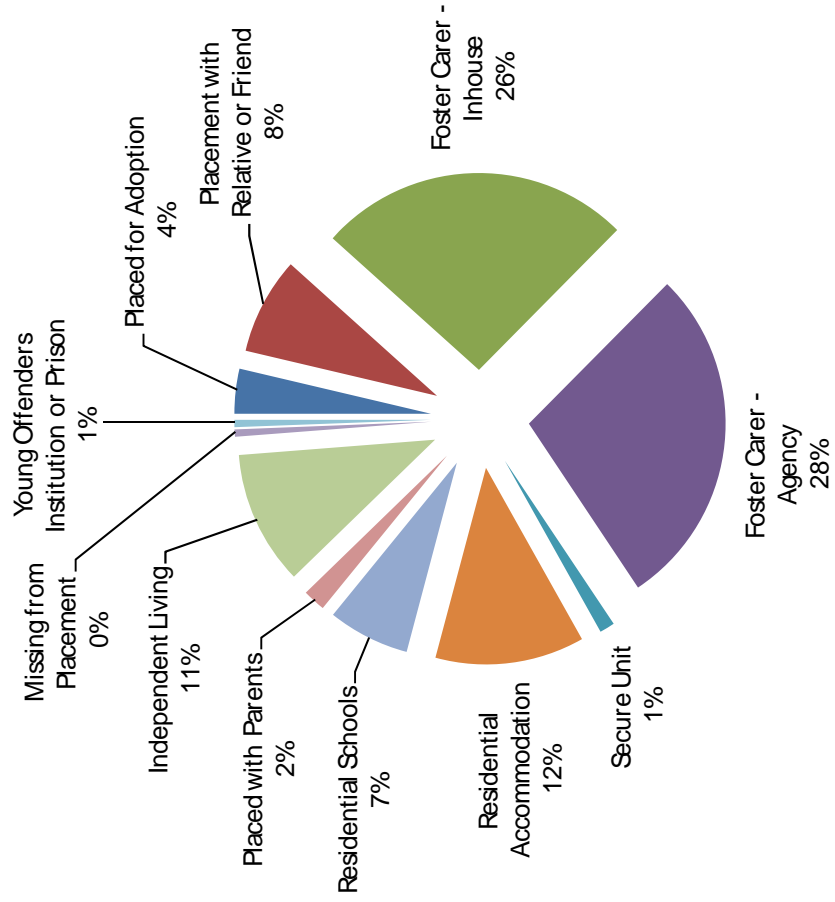
Ethnicity	Female	Male	Total
Asian	6	31	40
Black	16	7	21
Mixed	18	19	41
Not Stated	1	7	1
Other	0	1	5
White	16	41	55
Total	57	106	163

Children Looked After by Ethnicity and Gender at 30 November 2009



6) CLA by Placement Type

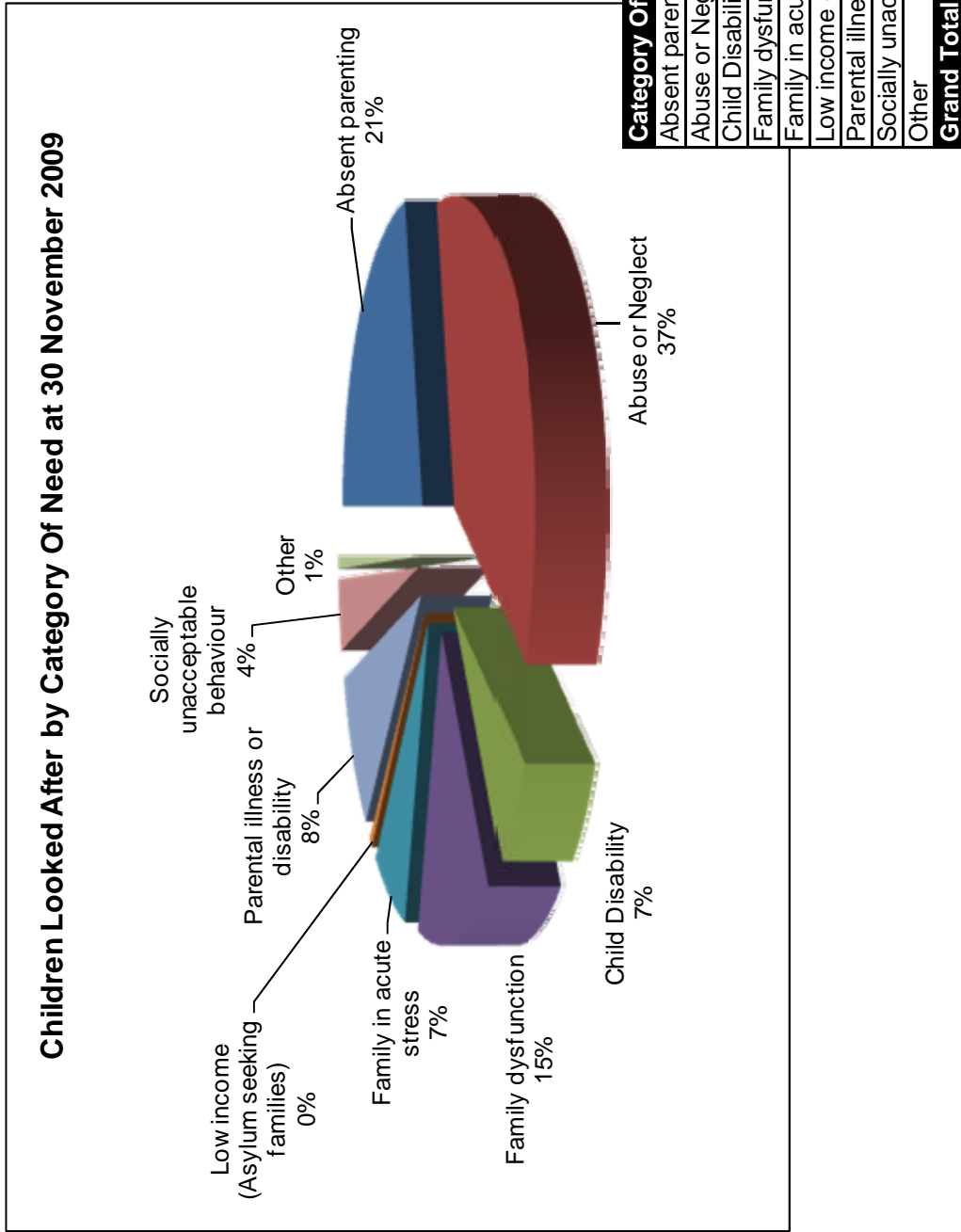
Types of Placements for Children Looked After at 30 November 2009



Placement Type	Count
Placed for Adoption	6
Placement with Relative or Friend	13
Foster Carer - Inhouse	42
Foster Carer - Agency	46
Secure Unit	2
Residential Accommodation	20
Residential Schools	11
Placed with Parents	3
Independent Living	18
Missing from Placement	1
Young Offenders Institution or Prison	1
Grand Total	163

7) Breakdown of Category of Need of CLA

The breakdown of category of need as recorded when a child becomes looked after.



8) Children Looked After - Other Data:

	31 Aug 2008	30 Nov 2008	28th Feb 2009	31 May 2009	31 Aug 2009	30 Nov 2009
Number of Children Placed Out of Borough:	55	59	64	83	85	68
Of those, who are placed more than 20 miles		new information collected	new information collected	41	43	28
Breakdown of types of Residential Placements:						
304 Honeypot Lane:	6	6	5	5	4	3
External Children's Homes:	9	6	9	9	11	10
Secure Unit:	0	3	1	3	3	2
Young Offender's Institution:			new information collected	1	1	1
Other supportive residential placements (pre - independence, mother & baby etc):	4	3	1	1	4	1
Residential Schools:	12	11	12	14	14	11
Social Work Allocation:	100%	98.72%	100%	100%	98.8%	97.6%
Adoptions & Special Guardianship Orders: (our target for adoptions is 14)	3 adopted	6 adopted	20 for 2008-09	2 to date	3 to date	6 to date
CLA KS2 & GCSE Results -	2007	2008	2009 (new)			
Attained atleast Level 4 in Maths at end of KS2			50%			
Attained atleast Level 4 in English at end of KS2			50%			
GCSE: Attained at least 1 A* - G	46.15%	66.7%	57.1%			
GCSE: Attained 5 or more A* - G	43.15%	33.3%	57.1%			
GCSE: Attained 5 or more A* - C	5.38%	11.1%	14.3%			
GCSE: Attained 5 or more A* - C inc Eng. & Maths	new Indicator		7.1%			

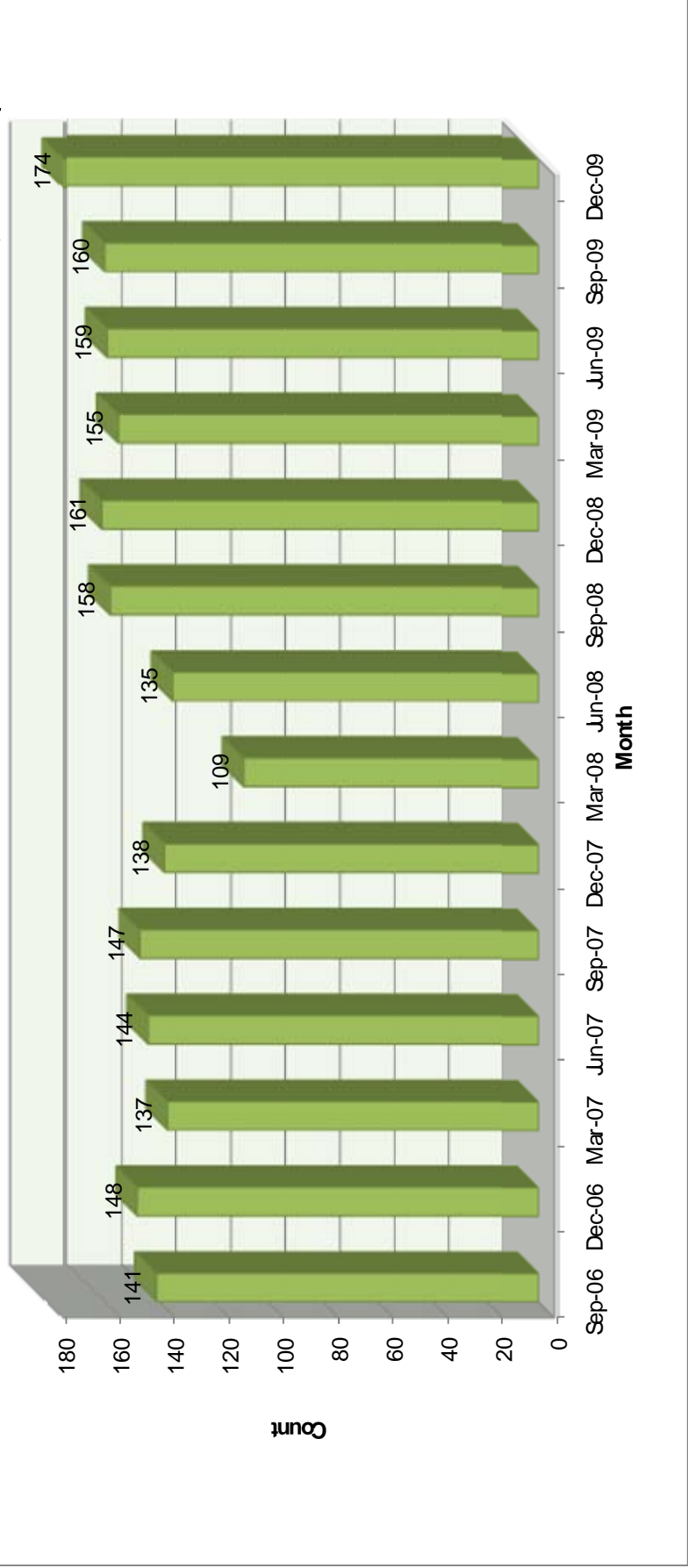
**9) Safety of Vulnerable Children (Children Protection Plans)
CPP by Quarters since April 2006**

There are 174 children who have a Child Protection Plan in Harrow on 30 November 2009.

The bar chart below shows the number of children with Child Protection Plans by quarters since 2006

Month	No. Of CPP
Sep-06	141
Dec-06	148
Mar-07	137
Jun-07	144
Sep-07	147
Dec-07	138
Mar-08	109
Jun-08	135
Sep-08	158
Dec-08	161
Mar-09	155
Jun-09	159
Sep-09	160
Dec-09	174

Number of Children with a Child Protection Plan

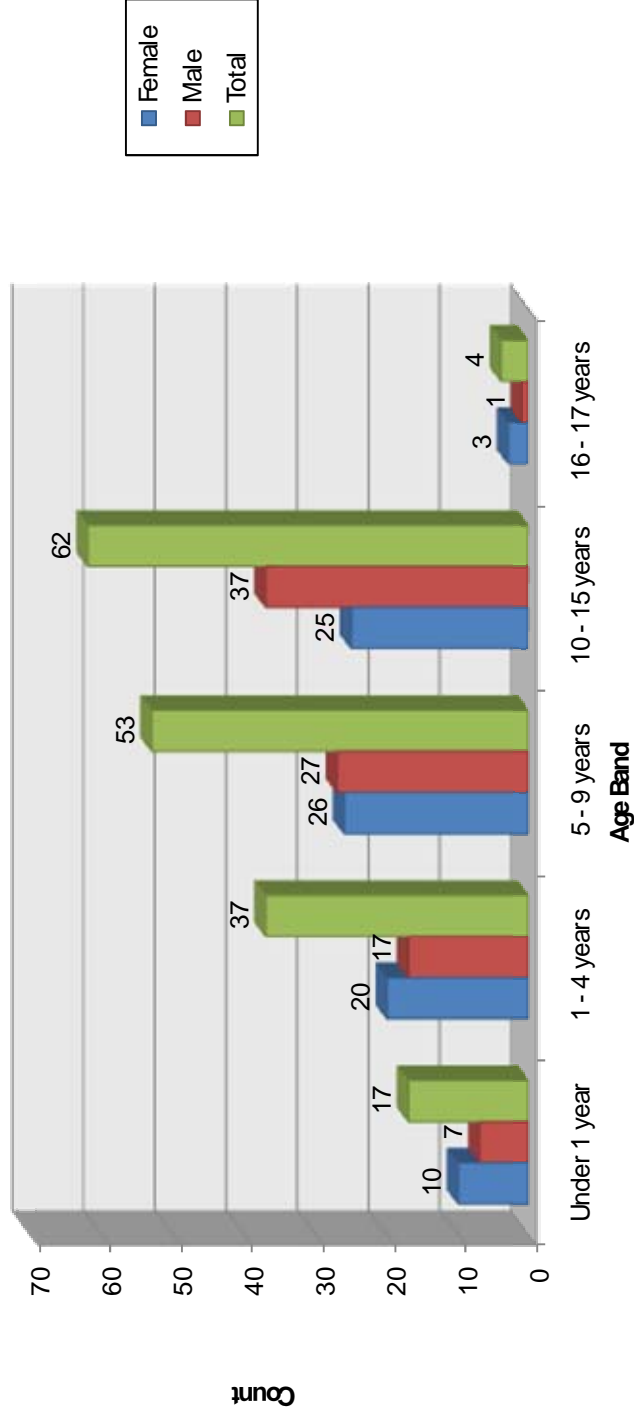


10) Children who have a CPP by Age and Gender

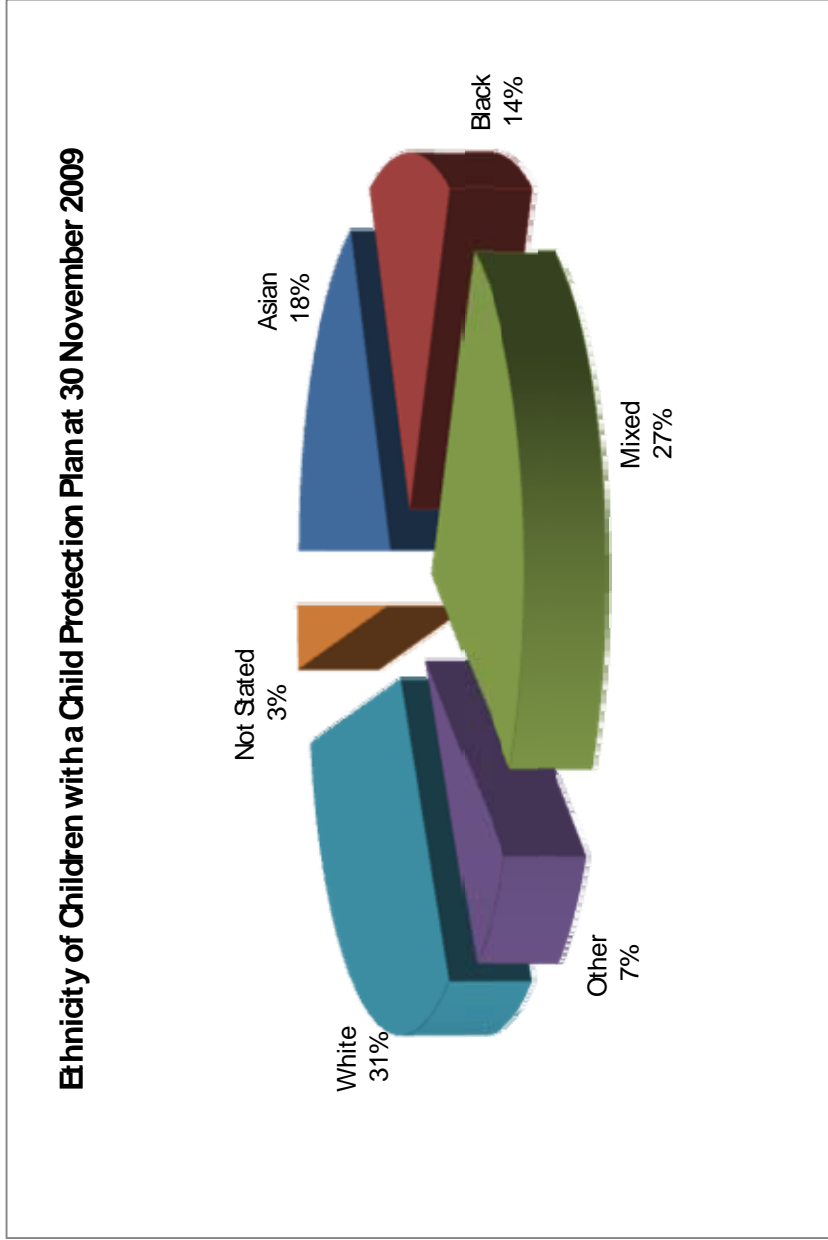
Of the 174 children with a CPP on 30 November 2009, 1 is an unborn child with unknown gender

Age	Female	Male	Total
Under 1 year	10	7	17
1 - 4 years	20	17	37
5 - 9 years	26	27	53
10 - 15 years	25	37	62
16 - 17 years	3	1	4
Total	84	89	173

Children with Child Protection Plans by Age and Gender at 30 November 2009



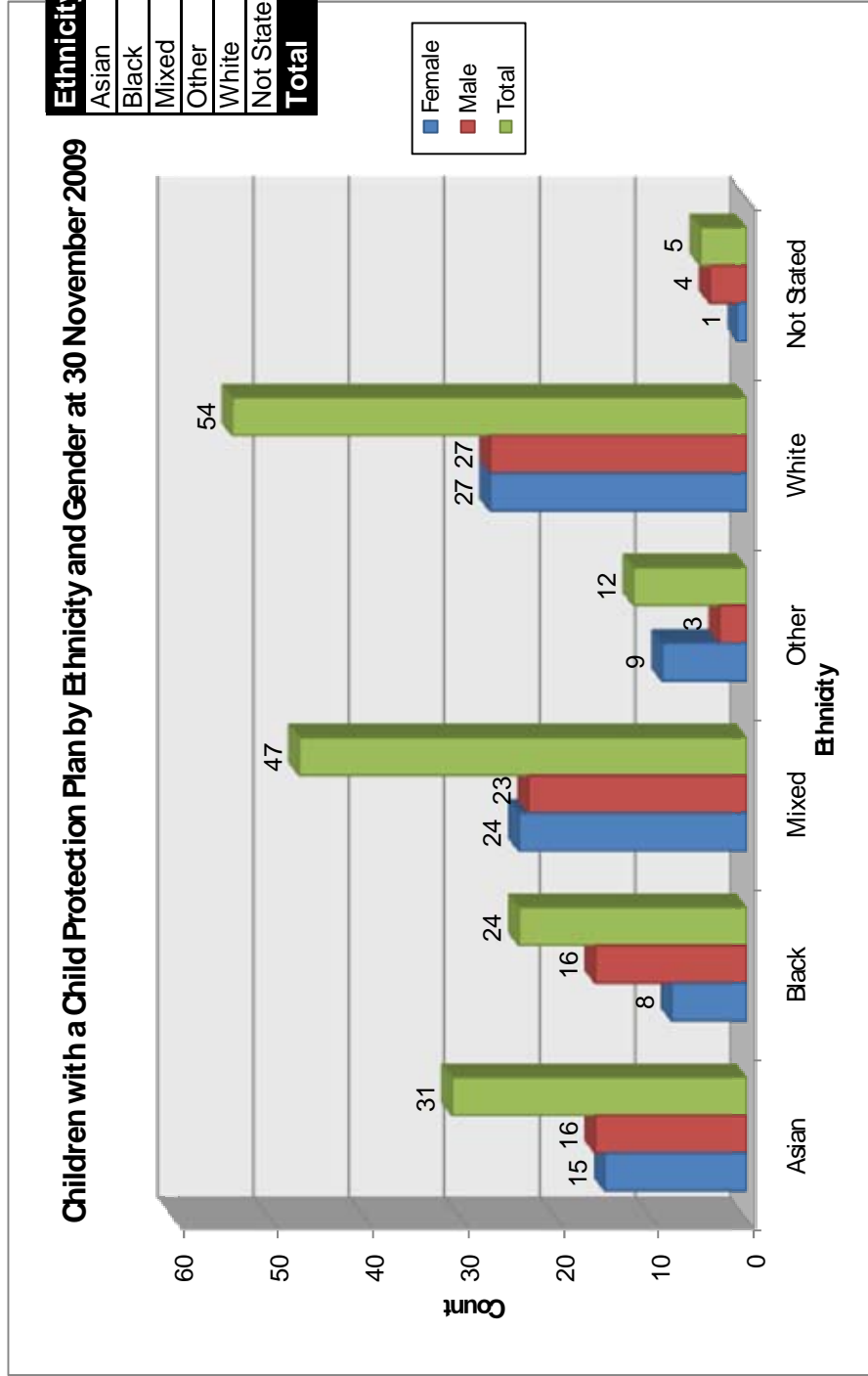
11) Ethnicity of Children with a Child Protection Plan



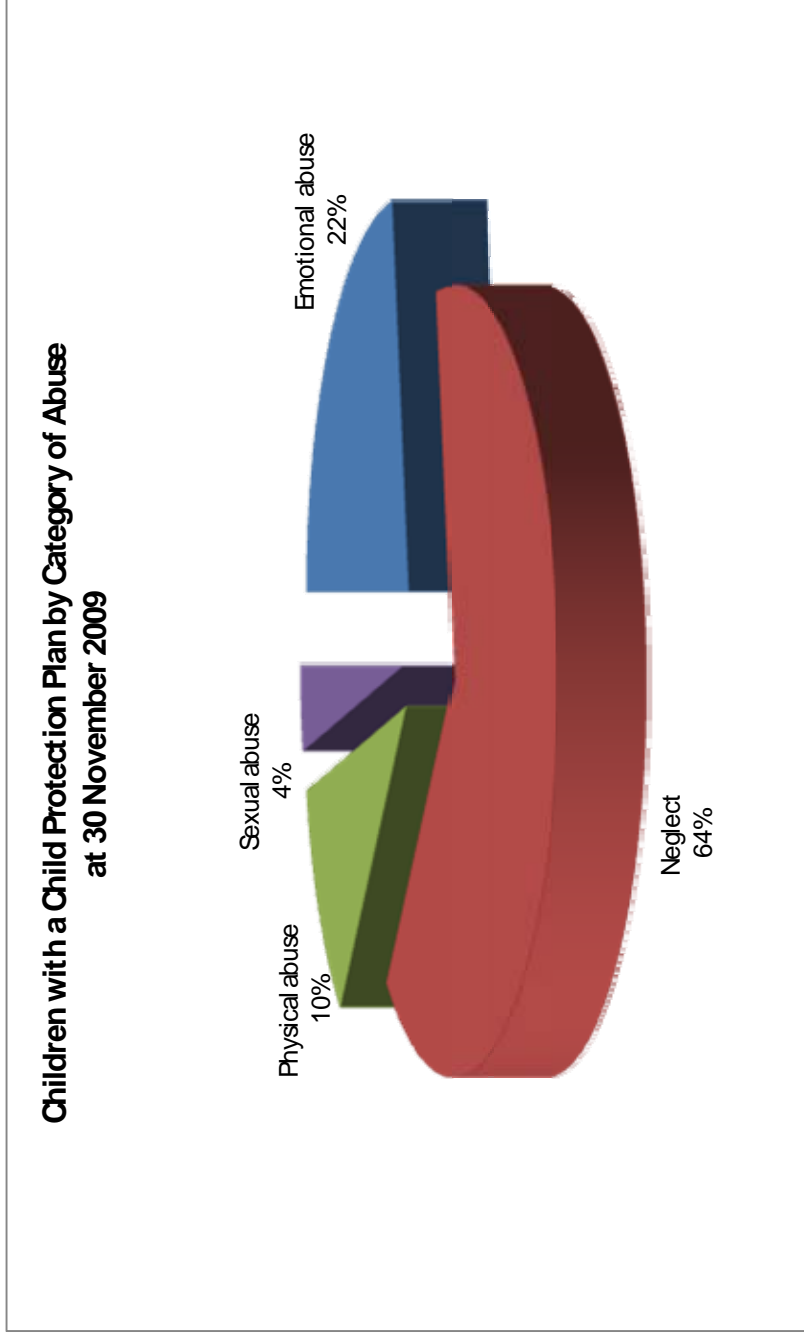
Ethnicity	No. Of CPP
Asian	31
Black	25
Mixed	47
Other	12
White	54
Not Stated	5
Total	174

12) Ethnicity & Gender Breakdown of Children with a Child Protection Plan

Of the children with a CPP on 30 November 2009, 1 is an unborn child with unknown gender

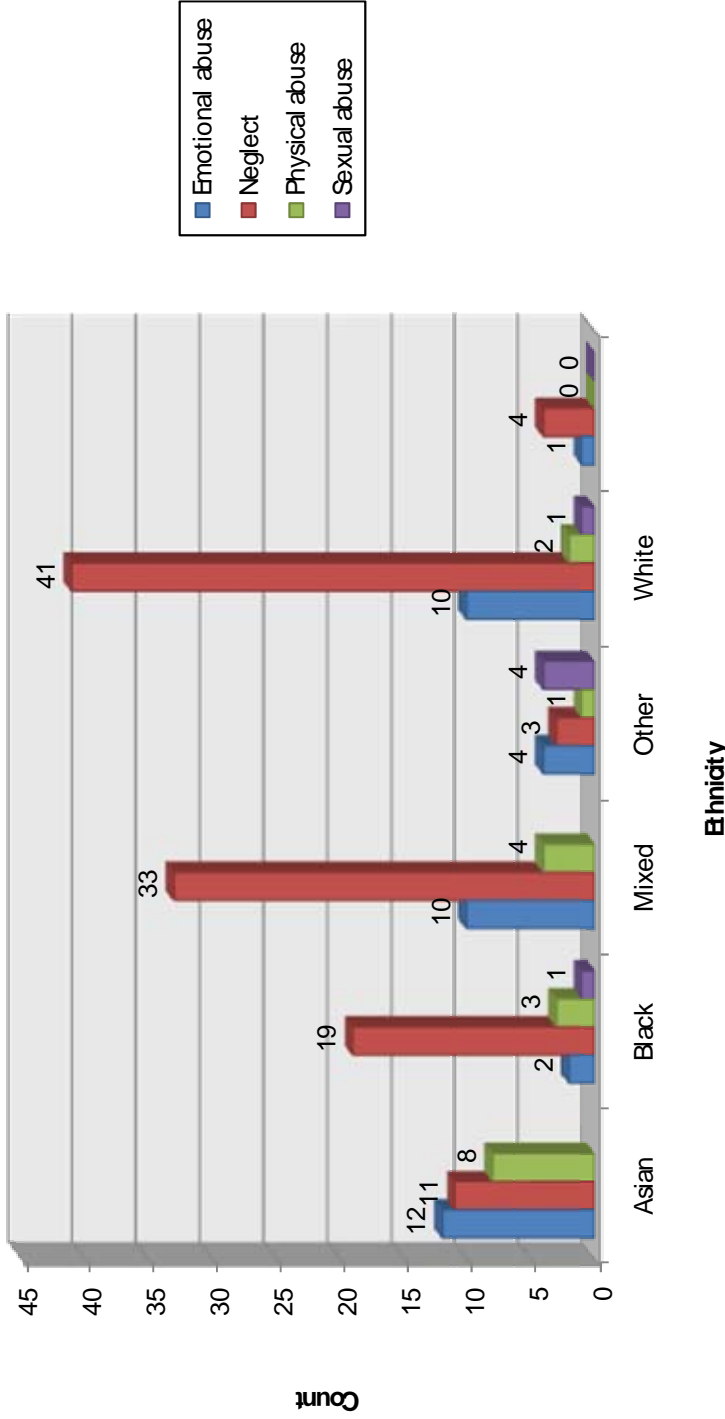


13) CPP by Category of Abuse



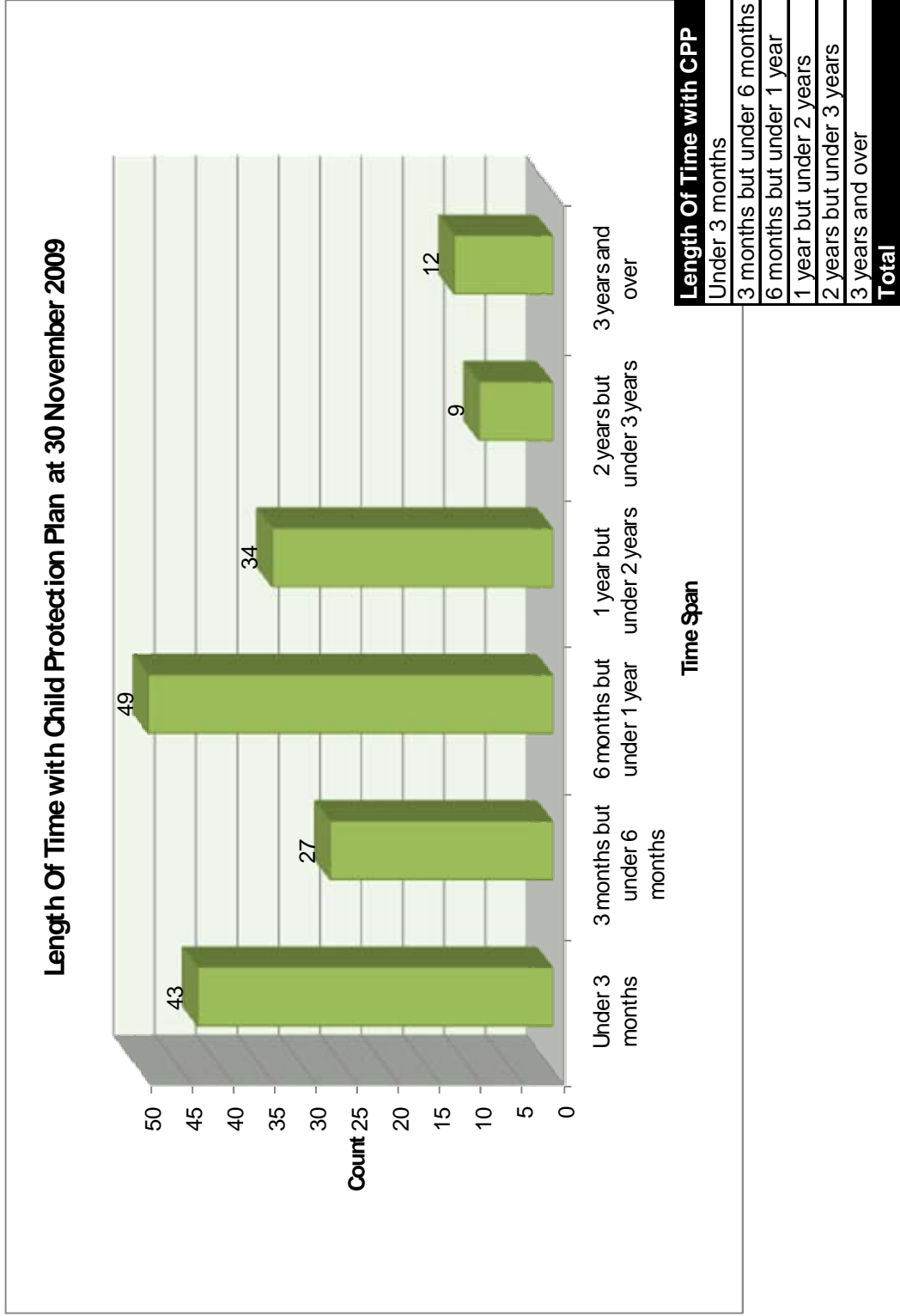
14) CPP Category of Abuse by Ethnicity Breakdown

Children with a Child Protection Plan by Category of Abuse and Ethnicity at 30 November 2009

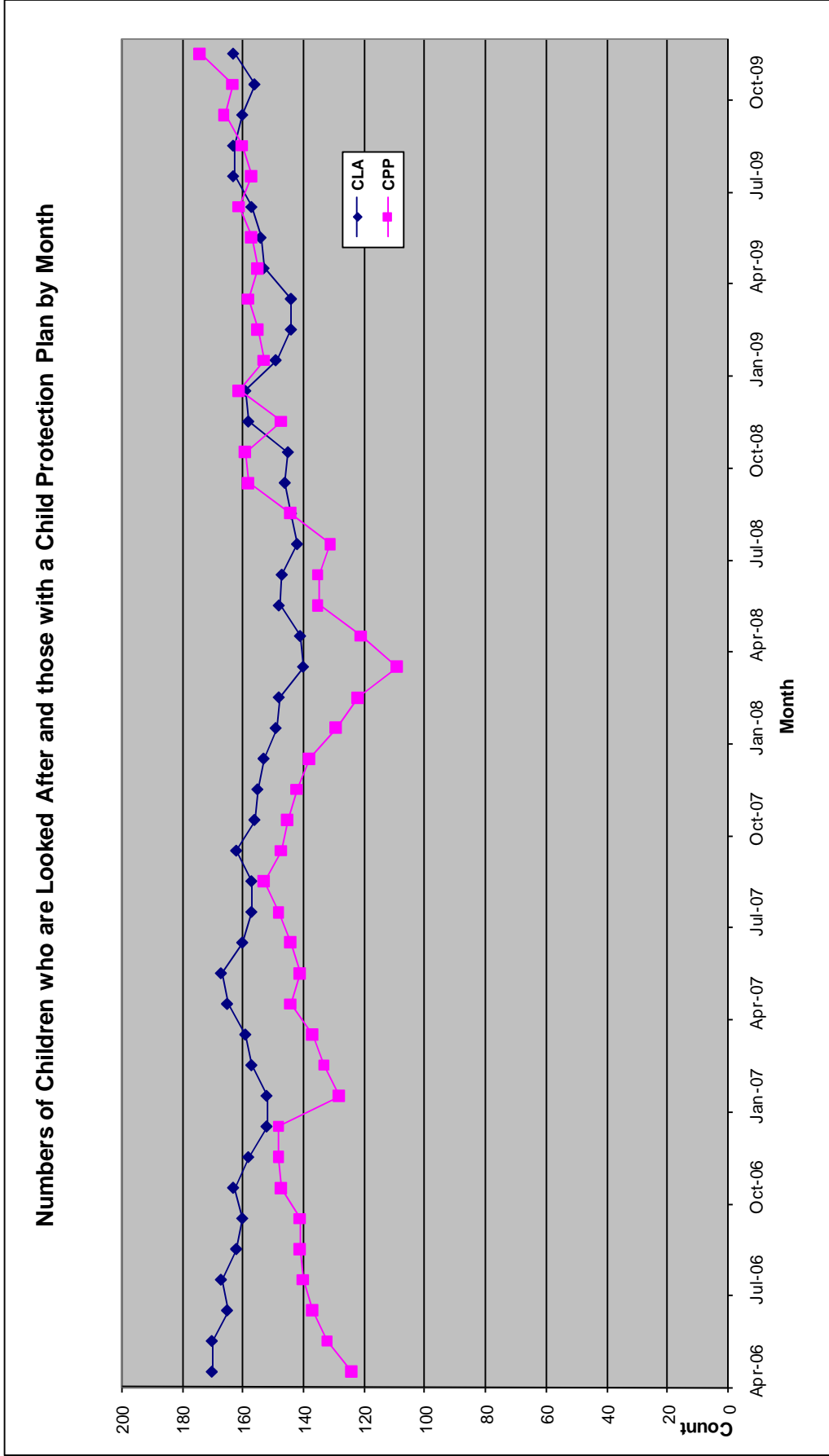


Category of Abuse	Asian	Black	Mixed	Other	White	Not Stated	Total
Emotional abuse	12	2	10	4	10	1	39
Neglect	11	19	33	3	41	4	111
Physical abuse	8	3	4	1	2	0	18
Sexual abuse	1	1	4	1	1	0	6
Total	31	25	47	12	54	5	174

15) Duration of Child Protection Plans



16) Numbers of Children Looked After & Children with Child Protection Plan



17) Key Performance Indicators for the end of November 2009

PI Ref	ECM	PI Description	Harrow 07/08	Harrow 08/09	SN 08/09	England 08/09	Target 09/10	Q1 Jun 09	Q2 Sep 09	Nov 09	On target?
NI 59	SS	Timeliness of Initial Assessments	87.0	80.8	78.3	72.0	80.0	72.41	76.94	76.08	Not on target
NI 60	SS	Timeliness of Core Assessments	76.8	76.4	83.4	78.0	81.0	76.00	78.50	81.10	On target
NI 61	SS	Timeliness of CLA adoptions following agency decision	33.3	78.6	71.5	75.8	80.0	100.00	100.00	100.00	On target
NI 62	SS	CLA placement stability: number of moves	10.2	9.5	9.4	10.7	11.0	0.64	2.50	5.52	On target
NI 63	SS	CLA placement stability: length of placement	57.7	68.3	66.1	67.0	64.0	73.68	71.43	69.23	On target
NI 64	SS	CPP lasting 2 or more years	12.6	7.9	6.8	6.0	10.0	0.00	3.92	3.85	On target
NI 65	SS	CPP for 2nd or subsequent time	14.1	12.2	9.8	13.0	12.5	11.10	11.61	10.31	On target
NI 66	SS	Timeliness of CLA reviews	90.8	98.6	90.7	90.9	95.0	-	99.32	99.28	On target
NI 67	SS	Timeliness of CPP reviews	97.8	100.0	99.6	99.0	100.0	100.00	100.00	100.00	On target
NI 68	SS	Referrals going on to Initial Assessment	96.3	71.6	63.9	64.0	75.0	81.69	67.81	62.09	On target
NI 147	AEW	Care leavers in suitable accommodation (rolling year)	100.0	95.5	89.6	89.6	88.0	75.00	95.23	86.36	On target
NI 148	AEW	Care leavers in education, employment or training (rolling year)	81.0	68.2	67.6	63.0	75.0	60.00	57.14	59.09	Not on target

All Indicators are measured year-to-date unless otherwise stated

Dark Green

Greater than or equal to the upper quartile

Light Green

Greater than or equal to the median, but less than upper quartile

Amber

Greater than or equal to the lower quartile, but less than median

Red

Less than the lower quartile

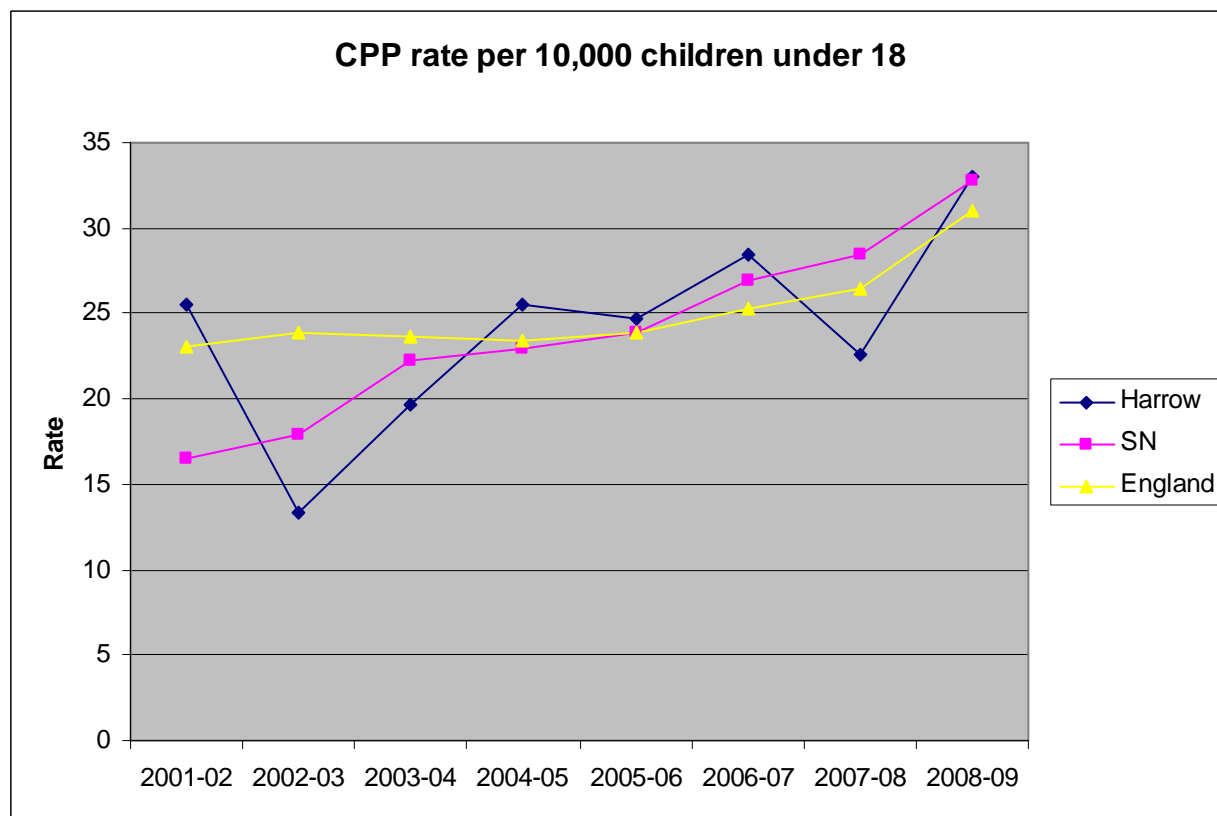
An indicator is assessed to be 'on target' if it is better than, or within 2 percentage points of the target.

This page is intentionally left blank

2008/09 CPR3 data (DCSF statistical first release on 17 Sep 2009)

PI ref	PI name	Harrow 2008/9	SN 2008/9	London 2008/9	England 2008/9
NI 59	Timeliness of Initial Assessments	81%	78.3%	77%	72%
NI 60	Timeliness of Core Assessments	76%	83.4%	80%	78%
NI 64	CPP lasting 2 or more years	8%	7.7%	8%	6%
NI 65	Children with CPP for second or subsequent time	12%	9.8%	11%	13%
NI 67	CPP reviewed within timescale	100%	99.5%	100%	99%
NI 68	Referrals going on to Initial Assessment	72%	63.7%	62%	64%
-	Referral rate per 10,000	238	623	568	497
-	Initial Assessment rate per 10,000	170	302	351	317
-	Core Assessment rate per 10,000	87	120	168	110
-	CPP rate per 10,000	33	33	35	31

Note: The CAA has introduced new NI bandings which are based on the 2008/09 scores of all LAs in England (NI 67 is unbanded)



Harrow's Statistical Neighbours are: Ealing, Redbridge, Hounslow, Merton, Barnet, Hillingdon, Kingston upon Thames, Slough, Enfield, Croydon.

Nationwide, referrals increased by 1.6% from 2007/8 to 2008/9 (but remain below 2004/5 and 2005/6 values). This is the first nationwide increase in referrals since 2004/5 to 2005/6).

The numbers of Initial Assessments and Core Assessments nationwide has increased year on year since 2004/5 (increases of 9.1% and 14.7% this year respectively).

From 2007/8 to 2008/9, the percentage of Initial Assessments on time (NI 59) has increased both nationwide and for statistical neighbours.

From 2007/8 to 2008/9, the percentage of Core Assessments on time (NI 60) has increased for statistical neighbours but decreased nationwide.

The numbers of children who were the subject of a CPP nationwide have increased year on year, with a 16.8% increase from 2007/8 to 2008/9. In London this increase was 11.2%, and in Harrow this was 45.5% (but note that last year we had an unusually large number of de-registrations).

We remain significantly lower than the per-10,000 rates of our statistical neighbours and the England average for referrals and initial assessments.

2008/09 SSDA 903 data (DCSF statistical first release on 13 Oct 2009)

PI ref	PI name	Harrow 2008/9	SN 2008/9	London 2008/09	England 2008/9
NI 58	Emotional Health of CLA (SDQ scores)	13.4	13.7	11.8	13.8
NI 61	CLA adopted following an agency decision	78.6	71.5	76.5	75.8
NI 62	CLA stability – number of moves	9.5	9.4	11.1	10.7
NI 63	CLA stability – length of placement	68.3	66.1	68.0	67.0
NI 66	CLA reviews completed on time	98.6	90.7	91.8	90.9
NI 147	Care leavers in suitable accommodation	95.5	89.6	88.1	89.6
NI 148	Care leavers in education, employment or training	68.2	67.6	65.2	63.0

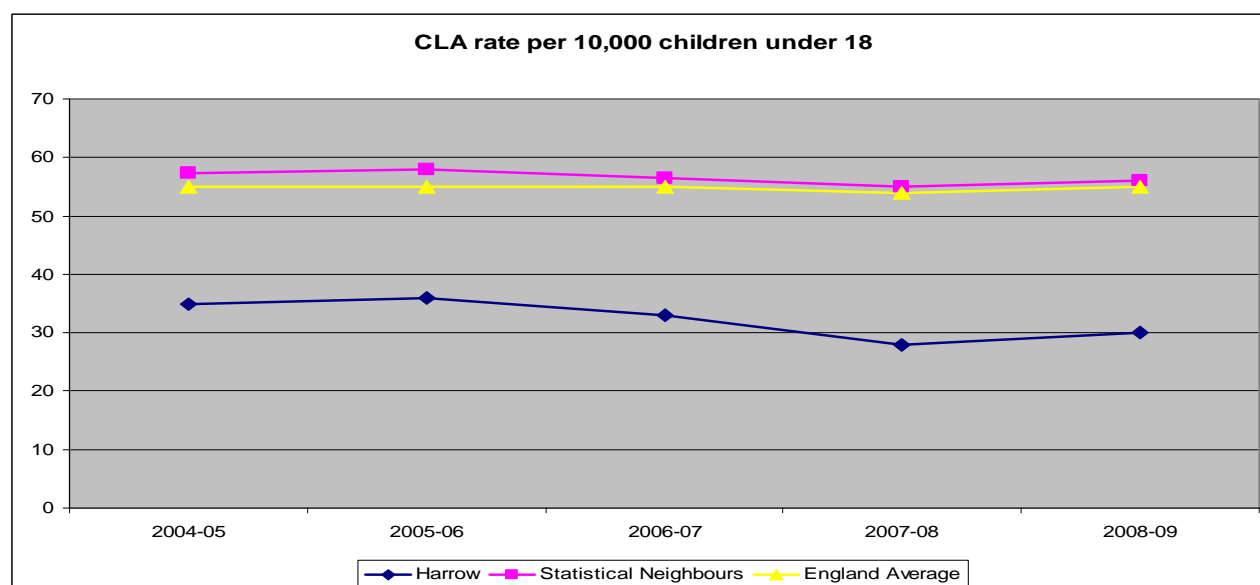
Note: The CAA has introduced new NI bandings which are based on the 2008/09 scores of all LAs in England

We are ahead of our statistical neighbours and the England average on six of the seven national indicators that are calculated through the SSDA903 return. (For the other one, NI 62, we are ahead of the England average and only 0.1 percentage points behind our statistical neighbours).

Nationwide, the number of children looked after on 31 March has remained steady for the last 5 years, at a rate of 55 per 10,000 children under 18. In Harrow, this rate is significantly lower at approximately 31 children looked after per 10,000 children under 18. (Historically, Harrow has been lower than national/regional rate).

Nationwide, the number of UASC looked after has risen year on year since 2004/05. In 2008/09 there is an increase of 5.7% from 2007/08.

Nationwide, the number of children who started to be looked after during the year to 31 March has increased 9% from 2007/08 to 2008/09. In the three previous years this number had fallen.



This page is intentionally left blank